

LA-8087

3

CIC-14 REPORT COLLECTION

REPRODUCTION
COPY

Low-Energy Nuclear Fusion Data and
Their Relation to Magnetic and Laser Fusion

University of California



LOS ALAMOS SCIENTIFIC LABORATORY

Post Office Box 1663 Los Alamos, New Mexico 87545

An Affirmative Action/Equal Opportunity Employer

Photocomposition by JoAnn Painter

This report was prepared as an account of work sponsored by the United States Government. Neither the United States nor the United States Department of Energy, nor any of their employees, makes any warranty, express or implied, or assumes any legal liability or responsibility for the accuracy, completeness, or usefulness of any information, apparatus, product, or process disclosed, or represents that its use would not infringe privately owned rights. Reference herein to any specific commercial product, process, or service by trade name, mark, manufacturer, or otherwise, does not necessarily constitute or imply its endorsement, recommendation, or favoring by the United States Government or any agency thereof. The views and opinions of authors expressed herein do not necessarily state or reflect those of the United States Government or any agency thereof.

**UNITED STATES
DEPARTMENT OF ENERGY
CONTRACT W-7408-ENG. 38**

LA-8087

UC-34c

Issued: April 1980

Low-Energy Nuclear Fusion Data and Their Relation to Magnetic and Laser Fusion

Nelson Jarmie



LOW-ENERGY NUCLEAR FUSION DATA AND THEIR RELATION TO MAGNETIC AND LASER FUSION

by

Nelson Jarmie

ABSTRACT

We investigated the *accuracy* of the basic fusion data for the $T(d,n)^4\text{He}$, $^3\text{He}(d,p)^4\text{He}$, $T(t,2n)^4\text{He}$, $D(d,n)^3\text{He}$, and $D(d,p)T$ reactions in the 10- to 100-keV bombarding energy region, and assessed the effects of inaccuracies on the design of fusion reactors. The data base for these reactions [particularly the most critical $T(d,n)^4\text{He}$ reaction] rests on 25-year-old experiments whose accuracy (often assumed to be $\pm 5\%$) has rarely been questioned: yet in all except the $d + d$ reactions, there are significant differences among data sets. The errors in the basic data sets may be considerably larger than previously expected, and the effect on design calculations should be significant. Much of the trouble apparently lies in the accuracy of the energy measurements, which are difficult at low energies. Systematic errors of up to 50% are possible in the reactivity values of the present $T(d,n)^4\text{He}$ data base. The errors in the reactivity will propagate proportionately into the errors in fusion probabilities in reactor calculations. $^3\text{He}(d,p)^4\text{He}$ reaction cross sections could be in error by as much as 50% in the low-energy region. The $D(d,n)^3\text{He}$ and $D(d,p)T$ cross sections appear to be well known and consistent. The $T(t,2n)^4\text{He}$ cross section is poorly known and may be subject to large systematic errors. Improved absolute measurements for all the reactions in the low bombarding energy region (10 to 100 keV) are needed, but until they are done, the data sets should be left as they are [except for $T(t,2n)^4\text{He}$ data, which could be lowered by about 50%]. The apparent uncertainties of these data sets should be kept in mind.

INTRODUCTION

We investigated the *accuracy* of the basic fusion data for the reactions $T(d,n)^4\text{He}$, $^3\text{He}(d,p)^4\text{He}$, $T(t,2n)^4\text{He}$, $D(d,n)^3\text{He}$, and $D(d,p)T$, and assessed the effects of errors on magnetic or inertial fusion reactor design. The data base for these reactions, particularly the most critical $T(d,n)^4\text{He}$ reaction, was taken from 25-year-old experiments whose accuracy (often assumed to be $\pm 5\%$) has rarely been questioned. As reactor experiments and design become more sophisticated, various

discrepancies stand out, and we must understand the influence of these uncertainties in the basic fusion data. We show that errors in the basic data sets may be considerably larger than have been accepted, and that the effects on design calculations should be significant. This conclusion will provide motivation for improved experiments.

Our emphasis will be on the $T(d,n)^4\text{He}$ reaction. $^3\text{He}(d,p)^4\text{He}$ was studied not only for its own sake, but because the same equipment was often used to measure $T(d,n)^4\text{He}$. Section II describes the data sources that are

used in fusion calculations. Section III indicates the sensitivity of reactor design calculations to uncertainties in the basic data. In Sec. IV, we discuss the evidence for the larger-than-expected uncertainties in the 10- to 100-keV bombarding energy region. Section V summarizes the conclusions.

The energy region of interest is from 10 to 120 keV *bombarding energy*. This corresponds to a *temperature* (assuming a triton beam) of an interacting D + T plasma of from 0.5 to 20 keV (Sec. III). This temperature scale is the result of folding¹ the Maxwell velocity distributions in the plasma with the cross section and from a laboratory to center-of-mass (c.m.) conversion.

To assess the energy region of interest for planning an eventual fusion reactor, we show a graph of the Lawson criterion² (Fig. 1), which indicates conditions necessary for "breakeven" in a burning D + T plasma. The optimum plasma temperature for the lowest $n\tau$ is ~ 20 to 30 keV temperature. Early reactors probably will operate on the lower side of this minimum, say, from 1 to 30 keV, which corresponds to a laboratory bombarding energy in our range of interest.

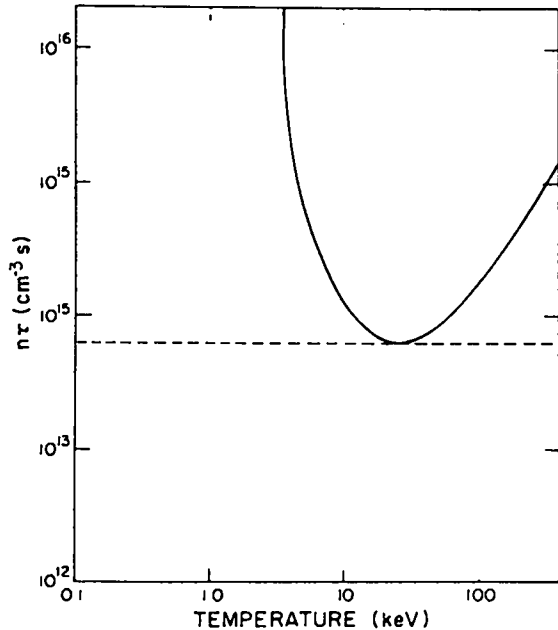


Fig. 1.

Lawson criterion for minimum product of density and burning time to produce net energy balance against plasma energy losses vs plasma temperature.

A study of the relation of the accuracy of the basic fusion data on the design of nuclear weapons has been published.³

II. DATA SOURCES

A. $T(d,n)^4\text{He}$

The total cross section is shown in Fig. 2. The reactivity is plotted against temperature in keV in Fig. 3. The shape is dominated by a nuclear resonance near 100 keV bombarding energy and by the typical exponential Gamow penetration at lower energies.

The $T(d,n)$ low-energy data came from three main references. Arnold et al.⁴ at Los Alamos measured $\sigma(90^\circ)$ down to ~ 10 keV (laboratory bombarding energy), claiming 2% accuracy. (Because the reaction is isotropic in the c.m. system below several-hundred keV, the $\sigma(90^\circ)$ is easily converted to an integrated cross section σ_T .) Conner, Bonner, and Smith⁵ at Rice University measured $\sigma(90^\circ)$ down to 10 keV with 3% accuracy, and Katsaurov⁶ at the Lebedev Institute measured σ_T down to 45 keV claiming 2-3% accuracy. Earlier experiments, like those of Jarvis and Roaf⁷ in

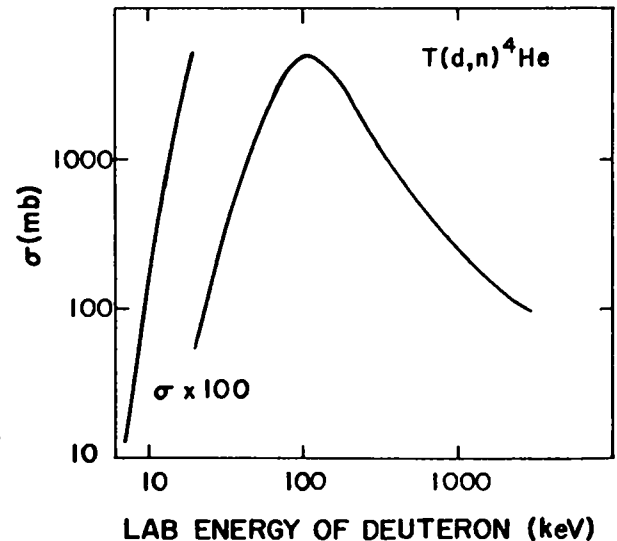


Fig. 2.

Total reaction cross section for $T(d,n)^4\text{He}$ as a function of laboratory deuteron energy. The cross section is dominated by a narrow nuclear resonance in the compound ^6He system, which is manifest at about 107 keV deuteron energy.

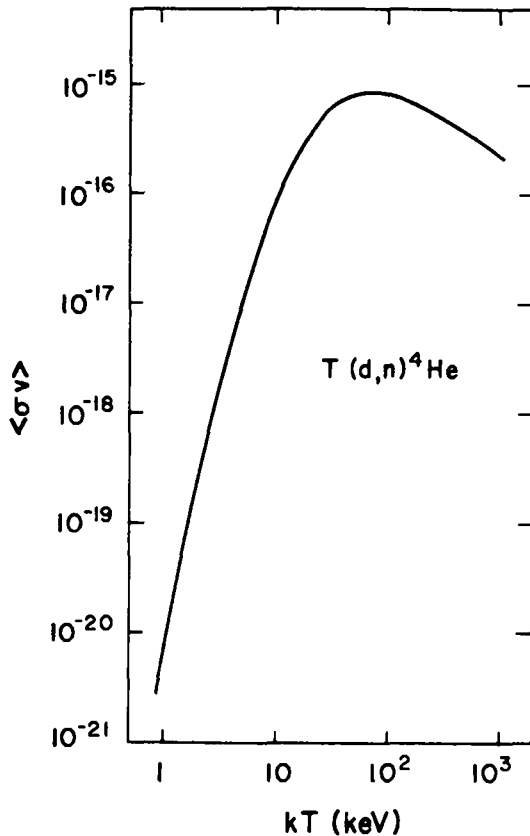


Fig. 3.

The reactivity of $T(d,n)^4\text{He}$ vs temperature. The reaction cross section in Fig. 1 is used to compute the mean of $\langle \sigma v \rangle$ where v is the relative velocity of the deuteron and triton, and both particles are assumed to have Maxwell distributions of temperature T . The units of $\langle \sigma v \rangle$ are cm^3/s .

England (20-40 keV, about 10% accuracy), disagreed with the later U.S. experiments and were seldom used.

Most data bases in fusion reactor calculations have come, eventually, from the work of Arnold⁴ and Conner,³ sometimes circuitously. In general, LASL's Magnetic Fusion Energy Program uses a standard data set,⁸ based on an ORNL (Oak Ridge National Laboratory) table,⁹ which is part of the Magnetic Fusion Energy Computer Network. In turn, the ORNL table is based on compilations by Greene¹⁰ and Tuck,¹¹ both of which are drawn from Refs. 4 and 5. Computational representations of the $T(d,n)$ reactivities by Hively¹² and Miley¹³ are based on Duane's compilation,¹⁴ again, drawn from the data of Arnold et al.⁴ and Conner.⁵

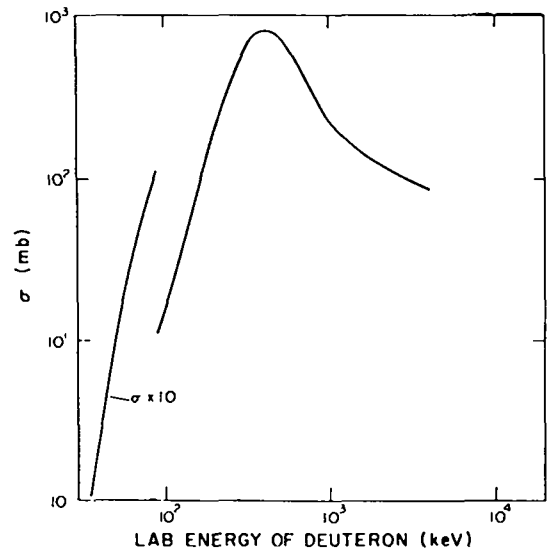


Fig. 4.

Total reaction cross section for ${}^3\text{He}(d,p)^4\text{He}$ as a function of laboratory deuteron energy. It is similar to that of its mirror reaction in Fig. 2, except the nuclear resonance is at about 430 keV.

A parameterization of the $T(d,n)^4\text{He}$ reaction by Artsimovich¹⁵ is sometimes used. The data base is not known and the parameterization disagrees markedly with experiments near the resonance (see Ref. 17).

Calculations for the Laser Fusion program are dominated by a large hydrodynamics program,¹⁶ whose data set for the reactions being studied stems from Greene's work,¹⁰ and thus to Arnold⁴ and Conner.⁵ None of these data bases includes Katsaurov's data.⁶

Stewart and Hale¹⁷ describe an R-matrix analysis of the mass-5 system, which gives an improved prediction for the $T(d,n)^4\text{He}$ reaction from 5 keV to 1 MeV. So far as we know, this analysis is not included in any of the fusion data sets. The Katsaurov data⁶ were also excluded from the R-matrix analysis.

B. ${}^3\text{He}(d,p)^4\text{He}$

The trend of the data is shown in Fig. 4. The corresponding nuclear resonance is shifted by Coulomb effects to much higher energies than in the $T(d,n)^4\text{He}$ reaction.

Again, the data bases in all fusion work for this reaction use Greene's compilation.¹⁰ Below 1 MeV bombarding energy, Greene draws mainly from Arnold et

al.⁴ (who measure σ_T , 36-93 keV, 2.6%); Jarvis and Roaf⁷ (σ_T , 29-43 keV, 6-14%); Bonner, Conner, and Lillie¹⁸ (σ_T , 188-1597 keV, 3%); Kunz¹⁹ (σ_T , 66-530 keV, 10%); Freier and Holmgren²⁰ (σ_T , 360-550 keV, 8%); and Yarnell, Lovberg, and Stratton²¹ (σ_T , 260-3560 keV, 5%). Data on this reaction also exist in unpublished theses by Carlton²² and Dwarakanath,²³ and in early work by Kliucharev, Esel'son, and Valter.²⁴

C. T(t,2n)⁴He

Greene's compilation¹⁰ is also the source of data for the design codes. His work depends largely on Govorov et al.,²⁵ who measure σ_T from 60-1140 keV (5% accuracy). He excludes the data of Agnew et al.²⁶ [down to 40 keV, $\sigma(90^\circ)$, 4% accuracy]. Experiments done since Greene's¹⁰ compilation include Strel'nikov et al.,²⁷ who measure $\sigma(90^\circ)$ from 40-200 keV (15% uncertainty claimed), and Serov, Abramovich, and Morkin,²⁸ who measure $\sigma(0^\circ)$ and σ_T from 30-160 keV. Serov's numerical data are also available.²⁹ For completeness, we include measurements of $\sigma(90^\circ)$ from 230-1000 keV by Govorov et al.,³⁰ and measurements of the neutron and alpha spectra by Bame and Leland,³¹ Wong, Anderson, and McClure,³² Larose-Poutissou and Jeremie,³³ and Jarmie and Allen.³⁴

D. D(d,n)³He and D(d,p)T

Many experiments measuring absolute cross sections³⁵⁻⁴⁵ were done partly because of a report of a narrow resonance near $E_d = 100$ keV and the comparison of the two branches. Unlike the T(d,n) and T(t,2n) reactions, the angular distribution is highly anisotropic at low energies. The shape of the total cross sections is shown in Fig. 5. A good summary of the experiments is given by Theus.³⁵ At lower energies, Greene¹⁰ uses data from Refs. 4, 37, 38, and 40.

III. SENSITIVITY OF FUSION REACTION RATE TO CROSS-SECTION ERROR

The reaction rate R in a reacting plasma is proportional to $\langle \sigma v \rangle$, which in turn, is proportional to a folding of the Maxwell-Boltzmann distribution of

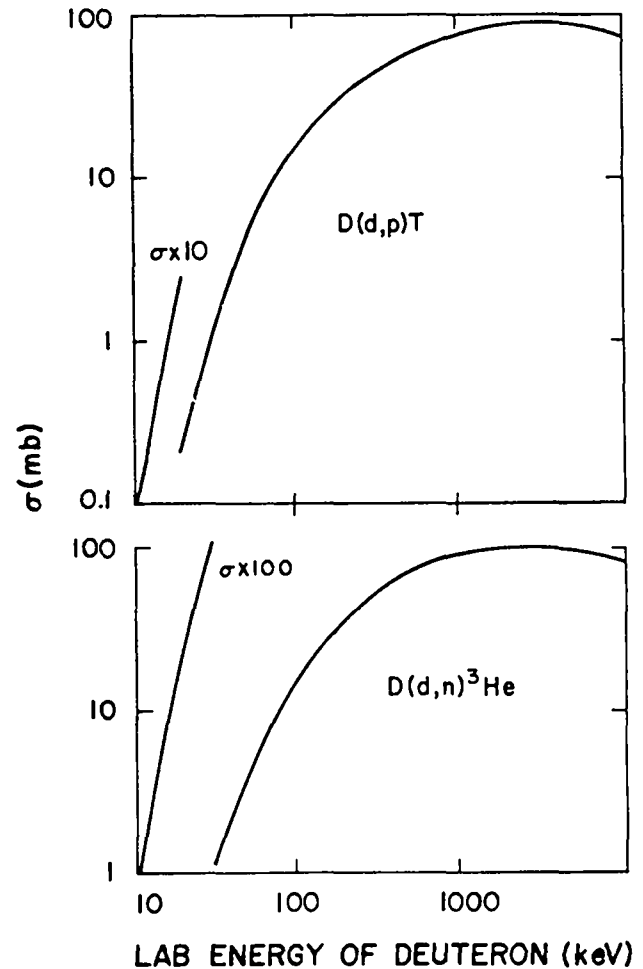


Fig. 5.
Total reaction cross sections for the bombardment of deuterons by deuterons.

relative energies E with the nuclear cross section $\sigma(E)$, so that

$$R = C(kT)^{-3/2} \int \sigma(E) E \exp(-E/kT) dE, \quad (1)$$

where C is a known constant¹ and T is the plasma temperature. Equation (1) shows that if the errors in the cross section are a function of energy, the effect on the accuracy of the reaction rate may be complicated. This problem is addressed by Santoro and Barish,⁴⁶ who calculate the cross-section sensitivity of the fusion reaction rate for various conditions. Figure 6 is an example

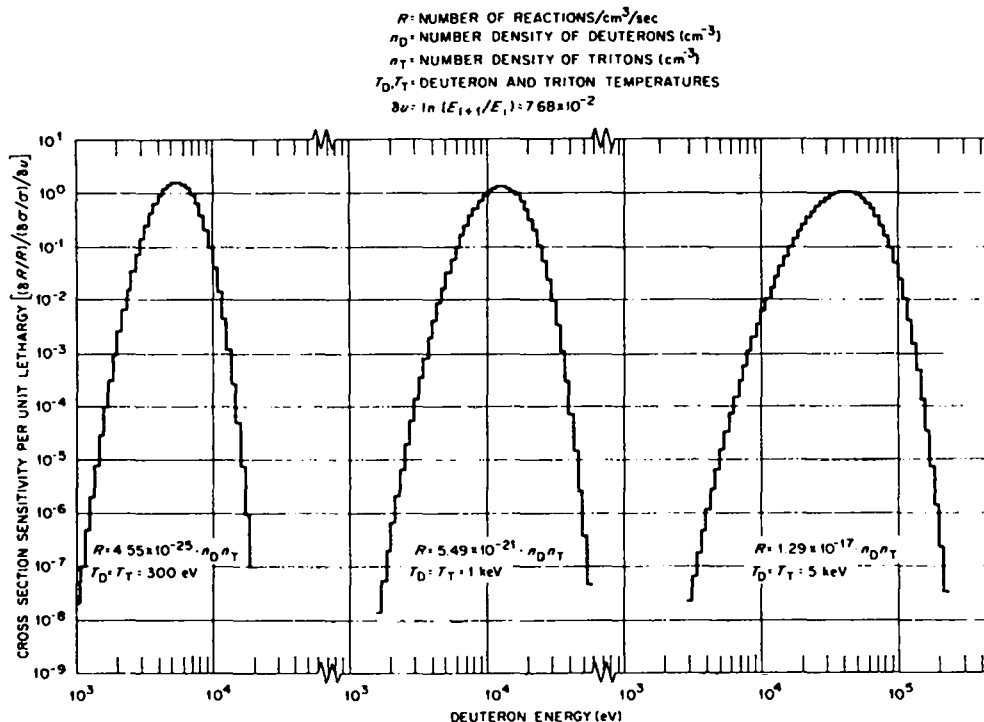


Fig. 6.

Cross-section sensitivity per unit lethargy of the $T(d,n)$ reaction rate vs laboratory deuteron energy for a $D + T$ plasma (Sec. III). This graph is taken from Ref. 46 (ORNL-DWG 75-5552).

of their results, where we plot the fractional error in the reaction rate per unit fractional error in the cross section per unit lethargy. Lethargy is an energy variable [$u = \ln(E_0/E)$], where E_0 is a standard energy; it is used so that the histogram intervals remain constant on a log-log graph. Thus, if we know the cross-section error for each interval, we can estimate the reaction rate error. If the *fractional* error in the cross section is constant, then it can be shown that this error propagates proportionately to the fractional error in the reaction rate, as one might intuitively expect.

The function in Fig. 6 is directly related to the integrand of Eq. (1), and again shows the energy region of interest and the energy range in which the cross-section errors are significant.

IV. DISCREPANCIES AND UNCERTAINTIES IN EXPERIMENTAL DATA

A. $T(d,n)^4\text{He}$

Evidence for a systematic discrepancy in the $T(d,n)$ cross-section data comes from (1) discrepancies in the

basic data, and (2) discrepancies for different reactions in data taken with the same physical equipment, primarily $^3\text{He}(d,p)^4\text{He}$ and $^6\text{Li}(p,^3\text{He})^4\text{He}$.

Stewart and Hale¹⁷ discarded Katsaurov's data⁶ because of an apparent energy shift in the Russian data. However, details of Katsaurov's work indicate that it was carefully controlled with due regard for the difficulty of measuring such a low energy. It is not clear in whose work the energy discrepancy lies. Figure 7, taken from Stewart and Hale,¹⁷ illustrates the situation. The line in the figure is the R-matrix fit that agrees with standard U.S. data.^{4,5} The circles (Katsaurov data) are shifted to lower energies by about 6 keV, leading to a cross-section discrepancy (standard values low) of 10-30% in the low-energy region. Figure 8 shows the low-energy detail. Also included is a point by Jarvis and Roaf,⁷ which, if correct, agrees with Katsaurov's energy scale.⁶ (The Jarvis and Roaf data⁷ also were not included in the Stewart and Hale report.)

Accurate measurement of the bombarding energy is difficult at low energies, and this is suspected to be the main cause of the cross-section discrepancies. Because the cross section is falling in a steep exponential, slight

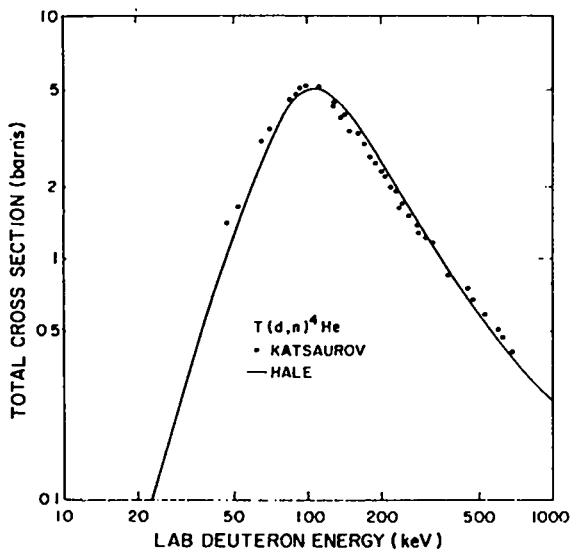


Fig. 7.

Detail of the $T(d,n)^4\text{He}$ total cross section showing the experimental data. The line is an R-matrix fit¹⁷ to known data other than those of Katsaurov.⁶ Note the apparent energy shift between the Katsaurov values⁶ and those from other data.

energy shifts can produce a large error in the cross-section magnitude. Using the cross-section parameterization as a function of energy from Refs. 15 and 17, one can calculate, for example, that at 20 keV, a shift dE of only 0.5 keV in the bombarding energy will produce a 10% change in the cross section. At the lower energies, the fractional cross-section error varies as $dE/E^{3/2}$, so that the effect increases as the energy decreases.

B. $^3\text{He}(d,p)^4\text{He}$ and $^6\text{Li}(p,^3\text{He})^4\text{He}$

The main U.S. groups (Bonner, Conner, and Lillie,¹⁸ and Arnold et al.⁴) also measured the $^3\text{He}(d,p)^4\text{He}$ reaction. In a subsequent experiment in the low-energy region, Kunz¹⁹ disagrees with the above data. He had an energy shift from 5-15 keV *higher*, so his cross-section values are 30-50% *lower* than the previous work. Figures 9 and 10 show the comparison between Kunz's experiments and those of Bonner, Conner, and Lillie,¹⁸ Carlton,²² and Arnold et al.⁴

Note that Kunz normalizes his absolute scale by his measurements of the $D(t,n)$ reaction with his equipment

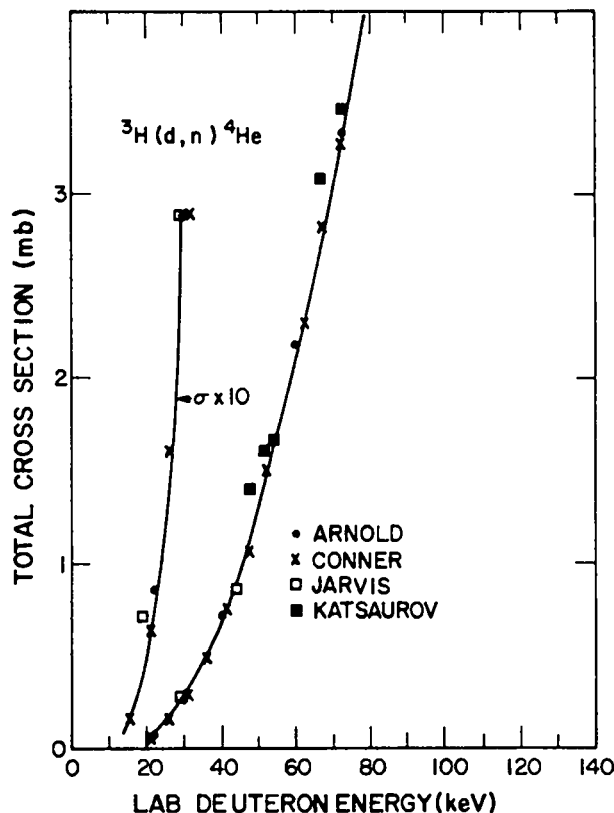


Fig. 8.

Low-energy detail of the $T(d,n)^4\text{He}$ total cross-section data, again showing the energy shift of the Katsaurov data.⁶

and by normalizing to the peak value of the $T(d,n)$ measurement of Conner, Bonner, and Smith.⁵ His agreement with Bonner, Conner, and Lillie¹⁸ at the peak of the resonance is no surprise, but the disagreement at lower energies again indicates an energy measurement problem.

Detail of the low-energy $^3\text{He}(d,p)$ reaction is given in Fig. 11. Again, Jarvis and Roaf⁷ disagree with the Rice⁵ and LASL⁴ experiments and agree with Kunz.¹⁹ Note that the apparent energy shift of the "standard" work is *opposite* that of the $T(d,n)$ case shown in Fig. 8.

An unpublished report of a measurement on the $^3\text{He}(^3\text{He},2p)^4\text{He}$ reaction was made in 1969 by Dwarakanath,²³ in which he included a measurement of the $^3\text{He}(d,p)^4\text{He}$ total cross section. His data are not available in tabular form. Inspection of his graphical results indicates, paradoxically, that his data *agree* with Arnold et al.⁴ and Bonner, Conner, and Lillie¹⁸ at low energies.

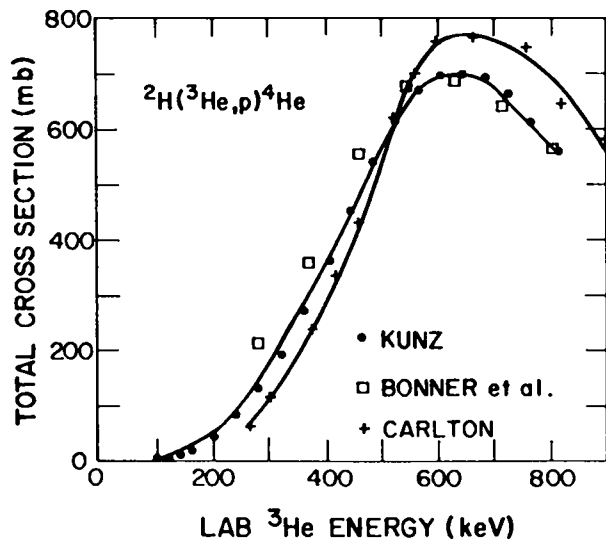


Fig. 9.

$D(^3\text{He},p)^4\text{He}$ total cross section at higher energies. Note discrepancies in the absolute value of the peak and in data on the lower energy side where Bonner¹⁸ and Carlton²² disagree by 50-100%.

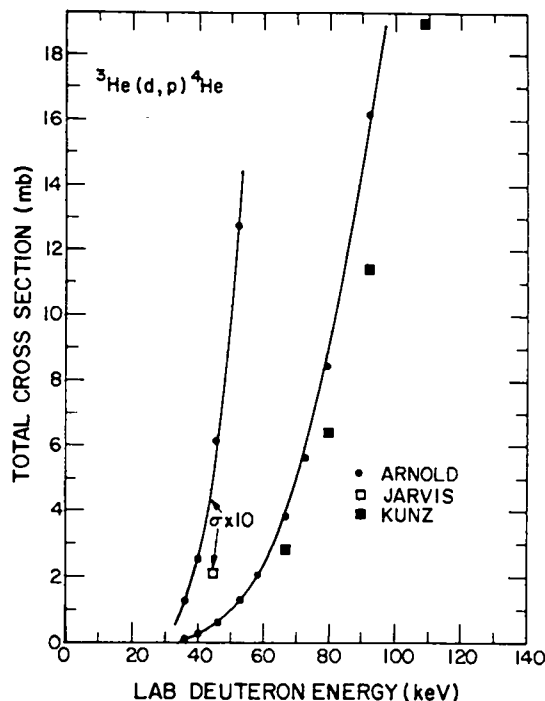


Fig. 11.

Low-energy detail of the $^3\text{He}(d,p)^4\text{He}$ total cross section. Compare with Fig. 8.

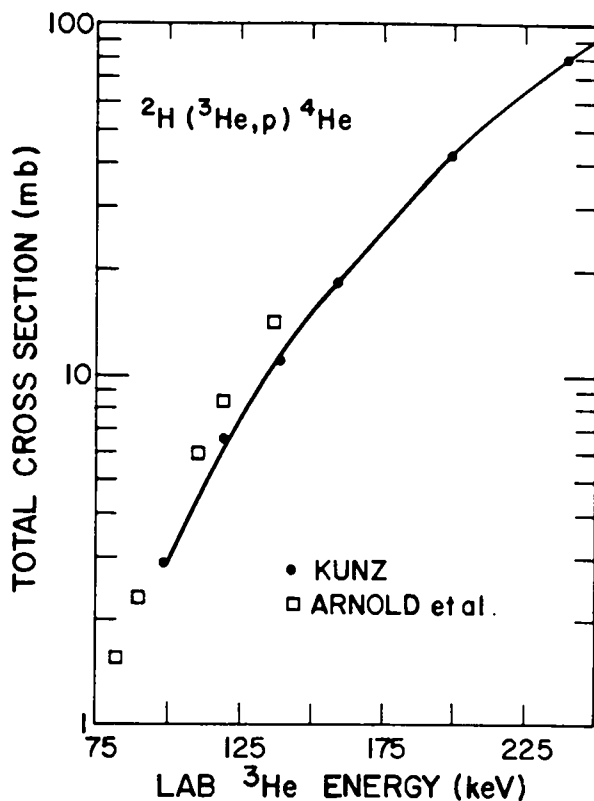


Fig. 10.

$D(^3\text{He},p)^4\text{He}$ total cross section at lower energies.

While not immediately germane to the low-energy energy shift question, it is of interest to note cross-section disagreements at the resonance peak (at about 650 keV in Fig. 9). In addition to the data shown, Yarnell²¹ measures a peak value of 900 mb, whereas Freier and Holmgren²⁰ and Dwarakanath²³ measure about 940 mb. Also, the data of Kliucharev²⁴ agree with those of Carlton.²² These remarkable differences (as much as 35%) await a reliable experimental resolution. A summary of the peak discrepancy is given by Carlton.²² Because of lack of any discrimination criteria, Greene used the data from Refs. 5, 8, 18-21, as discrepant as they were.

The same accelerator and absolute energy measurement used in the Arnold et al.⁴ $T(d,n)$ measurement were used by Phillips⁴⁸ in the $^6\text{Li}(p,^3\text{He})^4\text{He}$ reaction. Figure 12, taken from the work of Elwyn et al.,⁴⁷ shows Phillips' data to be high by a factor of 2 or 3 in the low-energy region compared to the data of Fiedler and Kunze⁴⁹ and Gemeinhardt.⁵⁰ It is not clear how much of this discrepancy is due to a possible energy shift.

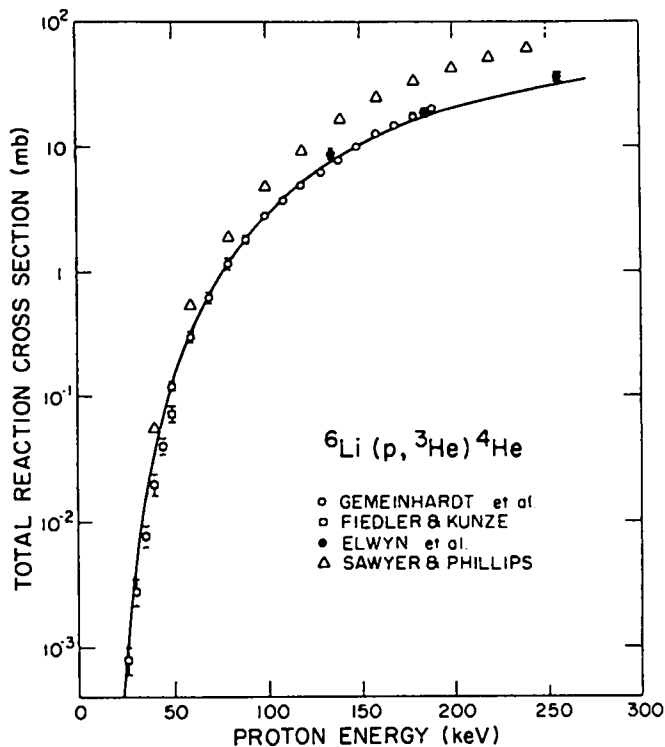


Fig. 12.
Total reaction cross section for the ${}^6\text{Li}(p, {}^3\text{He}){}^4\text{He}$ reaction. The data are from Gemeinhardt et al.,⁵⁰ Fiedler and Kunze,⁴⁹ Elwyn et al.,⁴⁷ and Phillips.⁴⁸ The curve is an R-matrix extrapolation formula⁴⁷ based on the data of Gemeinhardt.⁵⁰

C. $T(t, 2n){}^4\text{He}$

Low-energy $T(t, 2n){}^4\text{He}$ data are discrepant and poorly understood. In some cases, the total cross section is measured, and sometimes, the zero degree differential cross section is measured. Comparison is difficult because the conversion between the two is difficult, even assuming isotropy in the c.m. system. This is because of the 3-body breakup; either an angular distribution must be measured or a model-dependent calculation made. Also, the conversion is energy-dependent.

In Fig. 13, the zero-degree differential cross section shows the trend of the data. It shows the prediction of Duane's compilation,¹⁴ which was derived from the Agnew data.²⁶ The σ_T data of Govorov,²⁵ divided by 10 (which is thought to be a reasonable conversion; see the discussion in Ref. 17) follows Greene's curve.¹⁰ The Serov data^{28,29} clusters around the Strel'nikov curve.²⁷ Greene's prediction¹⁰ (divided by 10) is shown for comparison. Large differences among these data lead to a considerable lack of reliability in the source of fusion-calculation data sets (Greene's compilation¹⁰).

Stewart and Hale¹⁷ show severe internal inconsistencies among the various sets of data concerning the conversion from $\sigma(0^\circ)$ to σ_T . This may help explain the less

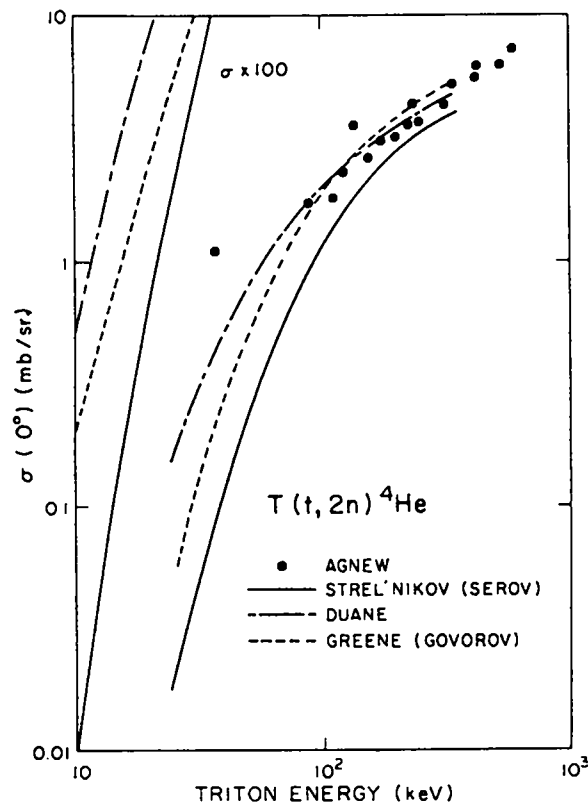


Fig. 13.
The $T(t, 2n){}^4\text{He}$ zero-degree differential cross section vs triton bombarding energy. Green's total cross section prediction,¹⁰ based on Govorov,²⁵ is divided by 10 to obtain the curve. Duane's prediction¹⁴ is based on the Agnew data.²⁶ The Serov data²⁹ closely follow the Strel'nikov data,²⁷ represented by the solid line.

discrepant appearance of Fig. 14, a linear plot of the total cross section σ_T at low energies. Except for the lowest energy data of Agnew²⁶ and Govorov,²⁵ there is no unusual disagreement. The line is an R-matrix fit up to 2 MeV by Hale, Young, and Jarmie⁵¹ to the total cross-section data of Refs. 25, 29, and 34. The R-matrix solution leads to a prediction of the reactivity of the $T(t,2n)^4\text{He}$ reaction about 50% smaller than that predicted by Greene,¹⁰ below 50 keV bombarding energy. The data in this low-energy region are dominated by the work of Serov et al., who made a special effort to measure the bombarding energy accurately. Even if they were successful, their energy error is still 2 to 3 keV, and the stated errors in their cross sections are from 20 to 30%. Considering the other inconsistencies mentioned, our knowledge of $T(t,2n)^4\text{He}$ cross sections is not secure.

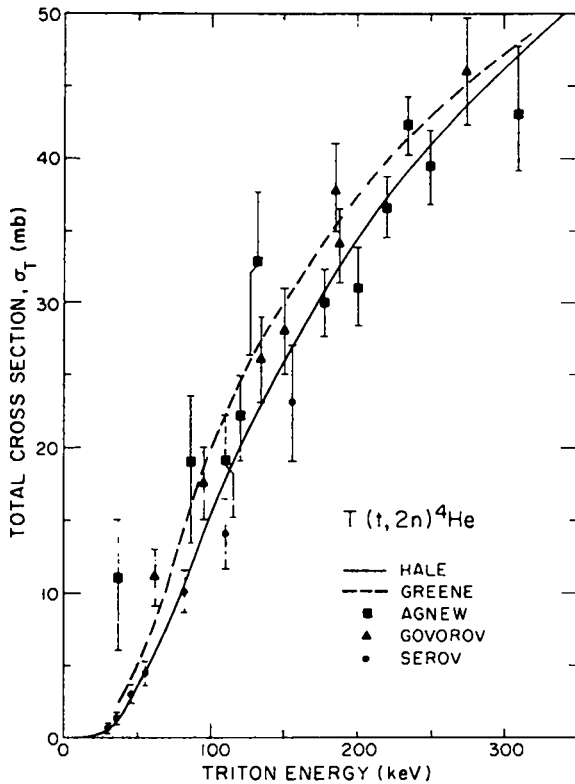


Fig. 14.

$T(t,2n)^4\text{He}$ total cross section vs triton bombarding energy. Shown are the data of Agnew et al.,²⁶ Govorov,²⁵ Serov,²⁸ and the predictions of Greene¹⁰ and Hale et al.¹⁵

D. $D(d,p)T$ and $D(d,n)^3\text{He}$

McNeill³⁶ revised the total cross-section data of Arnold et al.⁴ upward by 3-12% to account for improved anisotropy measurements. With this improvement, the absolute experiments mentioned in Sec. II agree within experimental errors, which are ~ 10 -15%, except for Arnold,⁴ who quotes 2-5%. Therefore, the data agreement for $d + d$ reactions is satisfactory. The $d + d$ data sets in various computer programs (which probably come from Arnold's data⁴) should be corrected for McNeill's anisotropy revision, although it may not make a significant difference in most fusion calculations at present.

Arnold et al.⁴ used the same apparatus for obtaining data in both $d + d$ and $T(d,n)$ experiments. The apparent agreement of Arnold's $d + d$ data with the other $d + d$ experiments adds another heuristic element in the question of the reliability of their $T(d,n)$ data.

V. CONCLUSIONS

In all but the $d + d$ reactions, there are significant differences among data sets. Clues point to the difficulty of making accurate low-energy measurements.

1. Systematic errors up to 50% are possible in the reactivity values for the 10- to 100-keV deuteron energy region of the present $T(d,n)^4\text{He}$ data base, most likely because of energy-scale errors in the experiments. The reactivity errors would propagate proportionately into the fusion probability errors in reactor calculations.
2. $^3\text{He}(d,p)^4\text{He}$ reaction cross sections could be in error by as much as 50% in the low-energy region.
3. The $D(d,n)^3\text{He}$ and $D(d,p)T$ cross sections appear to be well known and consistent.
4. The $T(t,2n)^4\text{He}$ cross sections are not well known and may be subject to large systematic errors.
5. Improved absolute measurements in the 10- to 100-keV bombarding energy region would be useful. Until such experiments are done, data sets for fusion reaction calculations should be left as they are [except for $T(t,2n)^4\text{He}$ data, which could be lowered by $\sim 50\%$]. Apparent uncertainties of the data sets should be kept in mind.

ACKNOWLEDGMENTS

The private communication of data and written material from A. M. Govorov, A. J. Elwyn, and R. Santoro are gratefully acknowledged. Discussions with G. M. Hale, L. Stewart, and R. Brown were also helpful.

REFERENCES

1. C. A. Barnes, "Nucleosynthesis by Charged-Particle Reactions," *Adv. Nucl. Phys.* **4**, 133, p. 140 (1971).
2. F. L. Ribe, T. A. Oliphant, Jr., and W. E. Quinn, "Feasibility Study of a Pulsed Thermonuclear Reactor," Los Alamos Scientific Laboratory report LA-3294-MS (1965); and J. D. Lawson, "Some Criteria for a Power-Producing Thermonuclear Reactor," *Proc. Phys. Soc.* **B70**, 6 (1957).
3. N. Jarmie and J. Wallace, "Low-Energy Nuclear Fusion Data and Their Relation to Nuclear Weapons Design," Los Alamos Scientific Laboratory report LA-7418 (1978).
4. W. R. Arnold, J. A. Phillips, G. A. Sawyer, E. J. Stovall, Jr., and J. L. Tuck, "Cross Sections for the Reactions $D(d,p)T$, $D(d,n)He^3$, $T(d,n)He^4$ and $He^3(d,p)He^4$ Below 120 keV," *Phys. Rev.* **93**, 483 (1954); see also by the same authors, "Absolute Cross Section for the Reactions $T(d,n)He^4$ from 10 to 120 keV," Los Alamos Scientific Laboratory report LA-1479 (1953).
5. J. P. Conner, T. W. Bonner, and J. R. Smith, "A Study of the $H^3(d,n)He^4$ Reactions," *Phys. Rev.* **88**, 468 (1952).
6. L. N. Katsaurov, "Investigation of the Reaction $D(T,n)^4He$ by the Thin-Target Method in the Energy Region from 40 to 750 keV," *Akad. Nauk, USSR, Trudy, Fizicheskii Inst.* **14**, 224 (1962); and E. M. Balabanov, I. Ia. Barit, L. N. Katsaurov, I. M. Frank, and I. V. Shtranikh, "Measurement of the Effective Cross Section for the $D(t,n)^4He$ Reaction in the Deuteron Energy Range 40-730 keV," *Suppl. 5, Sov. J. At. Energy, Atomnaya Energiya*, p. 43 (1957).
7. R. G. Jarvis and D. Roaf, "Comparison of D-T and D- 3He at Low Energies," *Proc. Roy. Soc.* **A218**, 432 (1953).
8. R. L. Miller, Los Alamos Scientific Laboratory, private communication, 1977.
9. *Fusion Forefront* **10**, No. 3, 7 (1977).
10. S. L. Greene, Jr., "Maxwell Averaged Cross Sections for Some Thermonuclear Reactions on Light Isotopes," Lawrence Radiation Laboratory report UCRL-70522 (May 1967).
11. J. L. Tuck, "Thermonuclear Reaction Rates," Los Alamos Scientific Laboratory report LAMS-1640 (March 1954), revised 1961.
12. L. M. Hively, "Convenient Computational Forms for Maxwellian Reactivities," *Nucl. Fusion* **17** 4, 873 (1977).
13. G. H. Miley, H. Towner, and N. Ivich, "Fusion Cross Sections and Reactivities," University of Illinois report COO-2218-17 (1974).
14. B. H. Duane, "Fusion Cross Section Theory," in "Pacific Northwest Laboratory Report on Controlled Thermonuclear Reactor Technology—1972," W. C. Wolkenhauer, Ed., Battelle Northwest Laboratory report BNWL-1685 (November 1972) p. 75.
15. L. A. Artsimovich, "Controlled Thermonuclear Reactions," Russian: *Fiz Matgiz*, Moscow, p. 7 (1961); Translation: Gordon and Breach, p. 2, New York (1964).
16. Erick L. Lindman, Los Alamos Scientific Laboratory, private communication, 1979.
17. L. Stewart and G. M. Hale, "The $T(d,n)^4He$ and $T(t,2n)$ Cross Sections at Low Energies," Los Alamos Scientific Laboratory report LA-5828-MS (January 1975).
18. T. W. Bonner, J. P. Conner, and A. B. Lillie, "Cross-Section and Angular Distribution of the $He^3(d,p)He^4$ Nuclear Reaction," *Phys. Rev.* **88**, 473 (1952).

19. W. E. Kunz, "Deuterium + He³ Reaction," *Phys. Rev.* **97**, 456 (1955).
20. G. Freier and H. Holmgren, "Interaction Between D² and He³ in the Neighborhood of the 18.6-MeV Level of Li^{5*}," *Phys. Rev.* **93**, 825 (1954).
21. J. L. Yarnell, R. H. Lovberg, and W. R. Stratton, "Angular Distribution of the Reaction He³(d,p)He⁴ Between 240 keV and 3.56 MeV," *Phys. Rev.* **90**, 292 (1953).
22. R. F. Carlton, "A Determination of the Absolute Cross Section for the ³He(d,p)⁴He Reaction," Thesis, University of Georgia (1970).
23. M. R. Dwarakanath, "Total Cross Section Measurements for ³He(³He,2p)⁴He at Low Energies," Thesis, California Institute of Technology (1969).
24. A. P. Kliucharev, B. N. Esel'son, and A. K. Val'ter, "A Study of the Reaction of He³ with Deuterons," *Sov. Phys. Dokl.* **1**, 475 (1956).
25. A. M. Govorov, Li Ka-Yeng, G. M. Osetinskii, V. I. Salatskii, and I. V. Sizov, "Total Cross Section of the T + T Reaction in the 60-1140 keV Energy Range," *Sov. Phys.-JETP* **15**, 266 (1962).
26. H. M. Agnew, W. T. Leland, H. V. Argo, R. W. Crews, A. H. Hemmendinger, W. E. Scott, and R. F. Taschek, "Measurement of the Cross Section for the Reaction T + T = He⁴ + 2n + 11.4 MeV," *Phys. Rev.* **84**, 862 (1951).
27. Yu. V. Strel'nikov, S. N. Abramovich, L. A. Morkin, N. D. Yur'eva, "Excitation Function for the Reaction ³H(t,2n)⁴He at 0° Angle and Energies of 40-200 keV," *Bull. Acad. Sci. USSR Phys. Ser. (Izvestia)* **35**, 149 (1971).
28. V. I. Serov, S. N. Abramovich, and L. A. Morkin, "Total Cross Section Measurement for the Reaction T(t,2n)⁴He," *Sov. J. At. Energy* **42**, 66 (1977).
29. National Nuclear Data Center, Brookhaven National Laboratory Data Base CSISRS (EXFOR) #A0007, 770825.
30. A. M. Govorov, Li Ha Youn, G. M. Osetinskii, V. I. Salatskii, and I. V. Sizov, "Total Cross Section of the T + T Reaction in the 60-1140 keV Energy Range," *Sov. Phys.-JETP* **14**, 508 (1962).
31. S. J. Bame, Jr., and W. T. Leland, "Neutron Spectrum from T + T," *Phys. Rev.* **106**, 1257 (1957).
32. C. Wong, J. D. Anderson, and J. W. McClure, "Neutron Spectrum from the T + T Reaction," *Nucl. Phys.* **71**, 106 (1965).
33. R. Larose-Poutissou and H. Jeremie, "The ³H(t,α)2n Reaction at 40 keV," *Nucl. Phys.* **A218**, 559 (1974).
34. N. Jarmie and R. C. Allen, "T(t,α)n,n Reaction," *Phys. Rev.* **111**, 1121 (1958).
35. R. B. Theus, W. I. McGarry, and L. A. Beach, "Angular Distributions and Cross-Section Ratios for the Reactions ²H(d,n)³He and ²H(d,p)³He below 500 keV," *Nucl. Phys.* **80**, 273 (1966).
36. K. G. McNeill and G. M. Keyser, "The Relative Probabilities and Absolute Cross Sections of the D-D Reactions," *Phys. Rev.* **81**, 602 (1951).
37. W. A. Wenzel and W. Whaling, "Cross Section and Angular Distribution of the D(d,p)T Reactions," *Phys. Rev.* **88**, 1149 (1952).
38. P. A. Davenport, T. O. Jeffries, M. E. Owen, F. V. Price, and D. Roaf, "The D-D Cross-Section and Angular Distribution Between 55 and 430 keV," *Proc. Roy. Soc.* **A216**, 66 (1953).
39. E. A. Eliot, D. Roaf, and P. F. D. Shaw, "The Cross Section and Angular Distribution of the D-D Reactions below 50 keV," *Proc. Roy. Soc.* **A216**, 57 (1953).
40. G. Preston, P. F. D. Shaw, and S. A. Young, "The Cross-Section and Angular Distribution of the D-D Reactions Between 150 and 450 keV," *Proc. Roy. Soc.* **A226**, 206 (1954).

41. D. Magnac-Valette, E. LaCombe, R. Bilwes, and P. Cuer, "Determination Des Sections Efficaces De La Reaction $D + D = p + T + 4,03 A$ Des Energies Inferieures A 15 keV," *J. Phys. Radium* 24, 125 (1960).
42. A. von Engel and C. C. Goodyear, "Fusion Cross-Section Measurements with Deuterons of Low Energy," *Proc. Roy. Soc. A* 264, 445 (1961).
43. K. G. McNeill, "A Note on the Branching Rate of the D-D Reactions," *Phil. Mag.* 46, 800 (1955).
44. V. A. Davidenko, A. M. Kucher, I. S. Pogrebov, and Iu. F. Tuturov, "Nuclear Reactions in Light Nuclei," *Suppl. 5, Sov. J. At. Energy, Atomnaya Energiya*, p. 7 (1957).
45. A. S. Ganeev, A. M. Govorov, G. M. Osetinskii, A. N. Rakivnenko, I. V. Sizov, and V. S. Saksin, "The D-D Reaction in the Deuteron Energy Range 100-1000 keV," *Suppl. 5, Sov. J. At. Energy, Atomnaya Energiya*, p. 21 (1957).
46. R. Santoro and J. Barish, "Cross Section Sensitivity of the D-T Fusion Probability and the D-T and T-T Reaction Rates," *Nucl. Sci. and Engineering* 59, 189 (1976) and Oak Ridge National Laboratory report ORNL-TM-4933 (1976) (contents of the articles differ).
47. A. J. Elwyn, R. E. Holland, C. N. Davids, L. Meyer-Schutzmeister, and F. P. Mooring; "Cross Sections for ${}^6\text{Li}(p,{}^3\text{He}){}^4\text{He}$ at Energies Between 0.1 and 3 MeV," *Phys. Rev. C* 20, 1984 (1979); see also *Bull. Am. Phys. Soc.* 23, 97 (1978).
48. J. A. Phillips, "Survey of Several of the Reactions Occurring when Lithium and Beryllium are Bombarded by Protons and Deuterons of 30-250 keV," Los Alamos Scientific Laboratory report LA-1578 (1953).
49. O. Fiedler and P. Kunze, "Wirkungsquerschnitte der Kernreaktionen ${}^6\text{Li}(p,\alpha){}^3\text{He}$ and ${}^7\text{Li}(p,\alpha){}^4\text{He}$ bei Kleinsten Energien," *Nucl. Phys.* A96, 513 (1967).
50. W. Gemeinhardt, D. Kamke, and Chr. von Rhoneck, "Winkelverteilung und Wirkungsquerschnitt der Reaktion ${}^6\text{Li}(p,\alpha){}^3\text{He}$ im Energiebereich von 50 bis 190 keV," *Zeit. fur Physik* 197, 58 (1966).
51. G. M. Hale, P. G. Young, and N. Jarmie, Los Alamos Scientific Laboratory, private communication, 1979.

Printed in the United States of America. Available from
National Technical Information Service
US Department of Commerce
5285 Port Royal Road
Springfield, VA 22161

Microfiche \$3.00

001-025	4.00	126-150	7.25	251-275	10.75	376-400	13.00	501-525	15.25
026-050	4.50	151-175	8.00	276-300	11.00	401-425	13.25	526-550	15.50
051-075	5.25	176-200	9.00	301-325	11.75	426-450	14.00	551-575	16.25
076-100	6.00	201-225	9.25	326-350	12.00	451-475	14.50	576-600	16.50
101-125	6.50	226-250	9.50	351-375	12.50	476-500	15.00	601-up	

Note: Add \$2.50 for each additional 100-page increment from 601 pages up.